

dametric 

PPC-84Tx

DESCRIPTION



PANEL-PC

FOR THE AGS PLATE GAP MEASUREMENT SYSTEM

CONTENT

1	GENERAL	2
2	TYPE DESIGNATION	2
3	MOUNTING	2
4	SPECIFICATION	3
5	CONNECTIONS	3
5.1	Power supply.....	3
5.2	Network cable	3
6	SOFTWARE	3
7	OUTLINE DRAWING	4
8	CONTACT	4

1 GENERAL

The PPC-84T Panel-PC is used as the display and user interface for refiners equipped with the AGS plate gap measuring system.

The computer is based on the Microsoft CE operational system and the data is presented on a colour 8.4 inch TFT LCD screen. It also includes a touch panel for inputs from the operator.

The PPC is only used for presentation and input and has no built-in refiner interlocking logic. It means that the PPC can be turned off without reducing refiner safety.

2 TYPE DESIGNATION

<i>Art.no</i>	<i>Metso Paper part. no.</i>	<i>Type</i>	<i>Power</i>
PPC-84T1	VAL0255039	Axiomtek P1087	100-230 VAC
PPC-84T2	VAL0255044	Axiomtek P1840	24 VDC
PPC-84T3	VAL0256100	Axiomtek P3840	24 VDC
PPC-84T4	VAL0337127	Axiomtek P3846	24 VDC

3 MOUNTING

The Panel-PC'n is normally mounted in a frame which is then mounted on the door of the cabinet.

The frame, PPC-SHx, is made in different types, all with the same cut-out drawing for the cabinet but different cut-out holes for the Panel-PC.

The PPC-SH1 is made for PPC-84T1.

The PPC-SH2 is made for PPC-84T2.

The PPC-SH3 is made for PPC-84T3.

The PPC-SH4 is made for PPC-84T4.

The Panel-PC'n can also be mounted direct on the cabinet but problems will then arise if a new Panel-PC is mounted that has a different cut-out drawing. In cases where a RMS system is upgraded with AGS, this is the only solution because of the limited space. A cover plate can then be used.

The PPC-SP1 is made for PPC-84T1.

The PPC-SP2 is made for PPC-84T2.

The PPC-SP3 is made for PPC-84T3.

The PPC-SP41 and PPC-SP42 is made for PPC-84T4.
Place one plate on each side of the Panel-PC.

4 SPECIFICATION

Main supply:	PPC-84T1: 100-230VAC, 70W PPC-84T2: 24Vdc, max 2A (nom. 1A) PPC-84T3: 24Vdc, max 2A (nom. 1A) PPC-84T4: 24Vdc, max 2A (nom. 1A)
Size:	See item outline drawing below
Weight:	app. 3.3 kg
Temperature range:	0 – 40°C (32 – 104°F)
Relative humidity:	20 – 90%, non-condensing
Front bezel:	IP65, NEMA 4/12 rugged protection
LCD Panel:	8.4 inch (213mm)
Brightness:	350cd/m ²
Resolution:	800 * 600 pixels
Touch screen:	Yes, resistive type
Memory type:	PPC-84T1, PPC-84T2, PPC-84T3: 1GB Compact flash (no hard disc) PPC-84T4: 40GB SSD type hard disk
PS/2 Interface:	Keyboard/mouse
Operational system	PPC-84T1: Windows CE 4.2 PPC-84T2: Windows CE 4.2/ Windows CE 6.0 Windows CE 6.0 PPC-84T4: Windows 7 Embedded.

5 CONNECTIONS

5.1 Power supply

PPC-84T1: Connect the 115-230 VAC power supply to the mains socket.

PPC-84T2: 24Vdc is connected to the screw socket: +24V to "+", 0V to "-". "GND" is connected to the mounting frame.

PPC-84T3: 24Vdc is connected to the screw socket: +24V to "+", 0V to "-". "GND" is connected to the mounting frame.

PPC-84T4: 24Vdc is connected to the screw socket: +24V to "+", 0V to "-". "GND" is connected to the mounting frame.

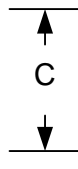
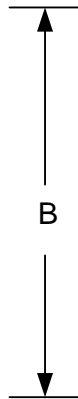
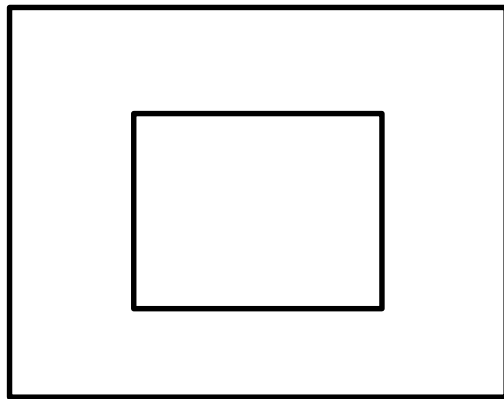
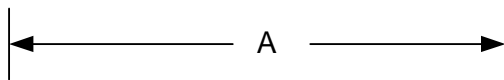
5.2 Network cable

Connect the crossed network cable to the RJ-45 socket.

6 SOFTWARE

See the software manuals for detailed description of the handling and the calibration procedures. These are different depending of the refiner type.

7 OUTLINE DRAWING



<i>Computer type</i>	<i>A</i>	<i>B</i>	<i>C</i>
PPC-84T2	271	212	82
PPC-84T2	280	225	55
PPC-84T3	280	200	64
PPC-84T4	248	183	64

8 CONTACT

Development, production and service:

Dametric AB

Jägerhorns Väg 19, SE-141 75 Kungens Kurva, Sweden
 Phone: +46-8 556 477 00 Telefax: +46-8 556 477 29
 e-mail: dametric@dametric.se www.dametric.se

